



**BADA**®

STEEL WHEEL WEIGHTS  
**SOLUTIONS**

Steel. The best choice for the environment.  
BADA. The best choice in steel.

[steelwheelweights.com](http://steelwheelweights.com)

# BADA WHEEL WEIGHTS

At BADA, our motto is “go green, not in between.” We were the first domestic manufacturer of steel wheel weights, and we take pride in being a leader in the transition away from lead. Our patented CLIP-IN-MASS DESIGN has given new meaning to the term “superior fit,” and our new coating resists corrosion, even from chemical-based wheel cleaners, better than other lead alternatives.


While several wheel weight manufacturers have begun touting their alternatives to lead, the consensus in the industry is that steel is the superior alternative. Because of its high density, smaller size, cost advantage, and environmentally-friendly composition, steel significantly surpasses all other lead alternatives, including zinc.

Unlike steel, zinc isn’t 100 percent environmentally friendly. For example, Maine has declared it will not promote the use of zinc wheel weights because of concerns about zinc’s toxicity to wildlife.

Some of the world’s largest tire retailers and leading automakers have already switched to BADA’s steel wheel weights. We offer the most complete line of steel wheel weights, including heavy-duty truck wheel weights. When you make the switch from lead, we hope you’ll consider BADA steel.

## FACTS ABOUT STEEL VS. ZINC

BADA’s steel wheel weights resist corrosion much better than zinc weights. Don’t believe us? In a recent experiment, we placed BADA’s coated steel wheel weights and uncoated zinc wheel weights in a salt-spray chamber for 72 hours. The results speak for themselves.



Steel wheel weights after 72 hours    Zinc wheel weights after 72 hours

KNOW THE FACTS ABOUT STEEL		
FACT	STEEL	ZINC
100% environmentally-friendly	YES	NO
Superior fit	YES	NO
High density	YES	NO
High resistance to corrosion	YES	NO
More than 75% recycled domestically	YES	NO
More cost-effective	YES	NO

Zinc is identified as a secondary contaminant by the EPA, and there is increasing evidence that highlights zinc’s adverse effects to the environment and our health, including:

- Zinc is regularly listed as one of the toxins requiring remediation among the EPA’s most dangerous Superfund sites (those classified by the EPA as not having human exposure under control and/or not having contaminated groundwater migration under control).
- There are no recycling programs available for zinc wheel weights. Conversely, more than 78 percent of steel is recycled domestically, and steel wheel weights can be recycled along with scrap wheels.
- Zinc intake, even in pharmacological doses, has been shown to depress several indicators of immune function.
- Even low levels of zinc can interfere with the body’s utilization of copper and iron, raise LDL (bad cholesterol), and lower HDL (good cholesterol).

# PASSENGER CARS & LIGHT TRUCKS

## A LEGACY OF LEADERSHIP

For more than 50 years, BADA® has provided one of the most comprehensive selections of wheel weights and wheel balancing products in the world.

BADA has already shipped 250 million steel wheel weights (and counting). That's why you can rely on us for the most trusted, innovative, and comprehensive line in the business.

### ALCMC Lead | MCFE Steel

**Domestic Passenger Cars & Light Trucks**  
(GM, Ford & Chrysler)

.25 to 3 oz.



PRODUCT NO. LEAD	PRODUCT NO. STEEL	WEIGHT OZ.
ALCMC025	MCFE025	.25
ALCMC050	MCFE050	.50
ALCMC075	MCFE075	.75
ALCMC100	MCFE100	1.00
ALCMC125	MCFE125	1.25
ALCMC150	MCFE150	1.50
ALCMC175	MCFE175	1.75
ALCMC200	MCFE200	2.00
ALCMC225	MCFE225	2.25
ALCMC250	MCFE250	2.50
ALCMC275	MCFE275	2.75
ALCMC300	MCFE300	3.00

### TTC Lead | TFE Steel

**Domestic Light Trucks**  
(GM, Ford & Chrysler)

.25 to 3 oz.



PRODUCT NO. LEAD	PRODUCT NO. STEEL	WEIGHT OZ.
TTC025	TFE025	.25
TTC050	TFE050	.50
TTC075	TFE075	.75
TTC100	TFE100	1.00
TTC125	TFE125	1.25
TTC150	TFE150	1.50
TTC175	TFE175	1.75
TTC200	TFE200	2.00
TTC225	TFE225	2.25
TTC250	TFE250	2.50
TTC275	TFE275	2.75
TTC300	TFE300	3.00

### Thinline Lead | PFE Steel

**Passenger Cars & Light Trucks**

.25 to 3 oz.



PRODUCT NO. LEAD	PRODUCT NO. STEEL	WEIGHT OZ.
T025	PFE025	.25
T050	PFE050	.50
T075	PFE075	.75
T100	PFE100	1.00
T125	PFE125	1.25
T150	PFE150	1.50
T175	PFE175	1.75
T200	PFE200	2.00
T225	PFE225	2.25
T250	PFE250	2.50
T275	PFE275	2.75
T300	PFE300	3.00

### ALCLH Lead | LHFE Steel

**Late Model Chrysler**

.25 to 3 oz.



PRODUCT NO. LEAD	PRODUCT NO. STEEL	WEIGHT OZ.
ALCLH025	LHFE025	.25
ALCLH050	LHFE050	.50
ALCLH075	LHFE075	.75
ALCLH100	LHFE100	1.00
ALCLH125	LHFE125	1.25
ALCLH150	LHFE150	1.50
ALCLH175	LHFE175	1.75
ALCLH200	LHFE200	2.00
ALCLH225	LHFE225	2.25
ALCLH250	LHFE250	2.50
ALCLH275	LHFE275	2.75
ALCLH300	LHFE300	3.00

### ALC® Lead | ALFE Steel

**Domestic Passenger Cars & Light Trucks**  
(GM, Ford & Chrysler)

.25 to 3 oz.



PRODUCT NO. LEAD	PRODUCT NO. STEEL	WEIGHT OZ.
ALC025	ALFE025	.25
ALC050	ALFE050	.50
ALC075	ALFE075	.75
ALC100	ALFE100	1.00
ALC125	ALFE125	1.25
ALC150	ALFE150	1.50
ALC175	ALFE175	1.75
ALC200	ALFE200	2.00
ALC225	ALFE225	2.25
ALC250	ALFE250	2.50
ALC275	ALFE275	2.75
ALC300	ALFE300	3.00

### ALCFN Lead | FNFE Steel

**Japanese Passenger Cars & Light Trucks**

10g to 60g



PRODUCT NO. LEAD	PRODUCT NO. STEEL	WEIGHT g
ALCFN10	FNFE10	10
ALCFN15	FNFE15	15
ALCFN20	FNFE20	20
ALCFN25	FNFE25	25
ALCFN30	FNFE30	30
ALCFN35	FNFE35	35
ALCFN40	FNFE40	40
ALCFN45	FNFE45	45
ALCFN50	FNFE50	50
ALCFN55	FNFE55	55
ALCFN60	FNFE60	60

### ALCEN Lead | ENFE Steel

**European Passenger Cars & Light Trucks**

10g to 60g



PRODUCT NO. LEAD	PRODUCT NO. STEEL	WEIGHT g
ALCEN10	ENFE10	10
ALCEN15	ENFE15	15
ALCEN20	ENFE20	20
ALCEN25	ENFE25	25
ALCEN30	ENFE30	30
ALCEN35	ENFE35	35
ALCEN40	ENFE40	40
ALCEN45	ENFE45	45
ALCEN50	ENFE50	50
ALCEN55	ENFE55	55
ALCEN60	ENFE60	60

### ALCIW Lead | IWFE Steel

**Japanese & European Passenger Cars & Light Trucks**

10g to 60g



PRODUCT NO. LEAD	PRODUCT NO. STEEL	WEIGHT g
ALCIW10	IWFE10	10
ALCIW15	IWFE15	15
ALCIW20	IWFE20	20
ALCIW25	IWFE25	25
ALCIW30	IWFE30	30
ALCIW35	IWFE35	35
ALCIW40	IWFE40	40
ALCIW45	IWFE45	45
ALCIW50	IWFE50	50
ALCIW55	IWFE55	55
ALCIW60	IWFE60	60

## TRUCKS OVER 1 TON

**BTS**  
Lead

**BTSFE**  
Steel

All 3/4 and 1 ton trucks with 13", 15", and 16" two-piece rims; 16.5" x 6.00", 6.75", 8.25", and 9.75" tubeless wheels. 10 sizes: .50 to 6 oz.



PRODUCT NO. LEAD	PRODUCT NO. STEEL	WEIGHT OZ.
BTS050	BTSFE050	.50
BTS100	BTSFE100	1.00
BTS150	BTSFE150	1.50
BTS200	BTSFE200	2.00
BTS250	BTSFE250	2.50
BTS300	BTSFE300	3.00
BTS350	BTSFE350	3.50
BTS400	BTSFE400	4.00
BTS500	BTSFE500	5.00
BTS600	BTSFE600	6.00

**BTLM**  
Lead

**BTLMFE**  
Steel

1 1/2 to 2 ton medium-duty trucks and buses with tube type wheels; Firestone wheels R, DT, and LB; Goodyear wheels L, LW, and M. 5 sizes: 2 to 8 oz.



PRODUCT NO. LEAD	PRODUCT NO. STEEL	WEIGHT OZ.
BTLM200	BTLMFE200	2.00
BTLM300	BTLMFE300	3.00
BTLM400	BTLMFE400	4.00
BTLM600	BTLMFE600	6.00
BTLM800	BTLMFE800	8.00

**BTCAL**  
Lead

**BTCALFE**  
Steel

Used on both open side (inside flange) and disc side (lug nut-side flange) for ALCOA and Firestone aluminum truck wheels.

5 sizes: 2 to 8 oz.



PRODUCT NO. LEAD	PRODUCT NO. STEEL	WEIGHT OZ.
BTCAL200	BTCALFE200	2.00
BTCAL300	BTCALFE300	3.00
BTCAL400	BTCALFE400	4.00
BTCAL600	BTCALFE600	6.00
BTCAL800	BTCALFE800	8.00

## THE MOST COMPLETE LINE IN THE BUSINESS


BADA® has the right wheel weight for every vehicle, whether it's new or old, domestic or import, passenger car or light truck. The most trusted wheel weight line is also the most comprehensive.

### The Right Balance For The Environment

Several state and local governments have taken steps toward banning the use of lead wheel weights in their jurisdictions. Some have already banned the use of lead wheel weights on state and local fleets. Fortunately, BADA has the right weight, right now, for customers looking for a practical alternative to lead: BADA steel wheel weights.

BADA was the first manufacturer to offer steel wheel weights in North America—and our products are now being used by leading automakers as original equipment. Three of the world's largest tire retailers have also chosen the BADA steel line.

BADA steel wheel weights offer the dual benefits of environmentally-friendly steel plus our patented **CLIP-IN-MASS DESIGN** that delivers superior fit – just like the wheel weights you've always gotten from us. And the coating completely seals the weight and clip to prevent chemical reactions that result in unsightly discoloration and damage to the rim surface.



**PATENTED  
CLIP-IN-MASS  
DESIGN**

### Higher Quality, Superior Fit


1. Unique **CLIP-IN-MASS DESIGN** puts the clip in the mass of the weight for superior fit – just like traditional wheel weights.
2. More 1-spin balances – They're smaller than other non-lead weights, so the center of gravity is closer to the point where the weight is attached.
3. All BADA steel wheel weights are coated with a special metallic-coating process to enhance corrosion resistance and protect wheel appearance.

# BADA WHEEL WEIGHTS

## COATED STEEL TAPE-A-WEIGHT™ PRODUCTS

We offer a variety of options to address the need of balancing the ever-growing numbers of "soft line" wheels that do not accept traditional clip-on weights.

### Tape-On-Top: A Real Time Saver



**Competitive Product and BADA Tape-A-Weight™ Product**  
Competitive adhesive weight strips are totally flexible, making application to the wheel difficult and often requiring two hands for accurate placement. BADA's patented Tape-On-Top feature keeps the weight strip rigid just like its lead predecessor – enabling easy, accurate, one-handed application.

### Tape-A-Weights with Tape-On-Top Low Profile Weights (7026-FET)



30 Low Profile Strips: .25 oz. segments,  $\frac{3}{4}$ "x5", 240 segments per box. Available in coated, black, and white.

### Standard Profile with Tape-On-Top (7025-FET)



25 Standard Profile Strips: .25 oz. segments,  $\frac{1}{2}$ "x6", 300 segments per box.

### Tape-A-Weights for SUVs



18 Low Profile Strips: .50 oz. segments,  $\frac{3}{4}$ "x5 $\frac{1}{2}$ ", 576 segments per box.



18 Low Profile Strips: 1.00 oz. segments,  $\frac{3}{4}$ "x5", 288 segments per box.

### Individual OEM Segments (SEG-FE)



Direct replacement for OE adhesive weight applications. 12 sizes: 5 to 60 grams.

### Tape-A-Weights without Tape-On-Top

#### Bulk Roll & Mounting Bracket (7026-FERB)

.25 oz. segments, 176 oz. per roll. Bracket attaches to balancer to easily store Tape-A-Weight™ product.



#### Standard Profile without Tape-On-Top (7025-FE)



25 Standard Profile Strips: .25 oz. segments,  $\frac{1}{2}$ "x6", 300 segments per box.

#### Value Series (7024-FE)

16 Standard Profile Strips: .25 oz. segments,  $\frac{1}{2}$ "x6", 192 segments per box.


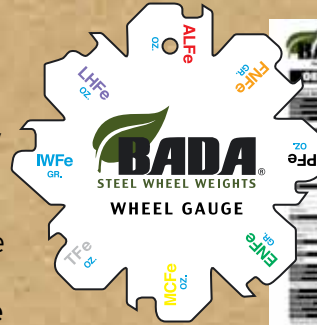
# BADA TOOLS & ACCESSORIES

## Organizational System

Along with the rest of our organizational system, the BADA rim gauge and application charts take the guesswork out of making the right choice quickly every time. Application charts list vehicle and weight styles for most OEM cars and trucks. If an aftermarket wheel has been installed, simply fit the color-coded rim gauge to the flange to find the correct weight style to use.

**PN 200001 Passenger Car & Light Truck Rim Gauge**

**PN 201047FE Passenger Car & Light Truck Application Chart**



## Metal Floor Rack

All-metal floor rack includes dividers for increased flexibility while accommodating a minimum of 64 weight locations. Channel cards make finding proper weight fast and easy. All Vehicle Kits include 7 clip-on weight styles (PFE, MCFE, TFE, ALFE, FNFE, IWFE, ENFE) of coated steel (FE) weights to cover most alloy and steel wheels. Plus, color-coded application chart, rim gauge, Tape-A-Weight scraper, and premium hammer.

**Assortment Kit: PN 5202075**

**Rack Only: PN 5201205**



## Bench Top Rack

Louvered rack can be placed on top of any work bench. Holds up to 32 plastic bins. Assortment has 5 clip-on weight styles (PFE, MCFE, TFE, ALFE, FNFE) of coated steel

(FE) weights, rim gauge, installation tool, plus color-coded application header card and guides.

**Assortment Kit: PN 520125**

**Rack Only: PN 5298636**

## SHARE THE SPOTLIGHT: JOIN BADA'S STEEL CERTIFIED NETWORK OF SHOPS

More and more consumers are making a conscious effort to choose the "green" alternative in everything from canvas grocery bags to energy-efficient appliances. If your shop has made the switch to environmentally-friendly steel wheel weights, make sure those "green"-minded customers can find you.

BADA's consumer-focused Web site, **[www.greenwheelbalance.com](http://www.greenwheelbalance.com)**, has a shop locator feature for consumers to find BADA Steel certified shops in their area.



**BADA.** *The best choice in steel.*

[www.steelwheelweights.com](http://www.steelwheelweights.com)

Part No. 85010041 Rev. 4 09/10  
© 2010 Hennessy Industries, Inc.

For complete information on the advantages of steel wheel weights and the worldwide movement to steel, visit [steelwheelweights.com](http://steelwheelweights.com).

759 Hennessy Way  
Bowling Green, KY 42101  
(888) 694-0759